



## Yashima

Yashima is a plateau-shaped peninsula in northeastern Takamatsu. It is part of the nature-abundant Setonaikai National Park. It has been named among the 100 Best Sunset Views and 100 Best Walks in Japan, offering enjoyable panoramic views in every season.

Also, Yashimaji Temple is the 84th of the 88 temples on the Shikoku Pilgrimage, and one can hear pilgrims chanting and bells pealing under blue skies, healing the soul and creating a space where time flows by.

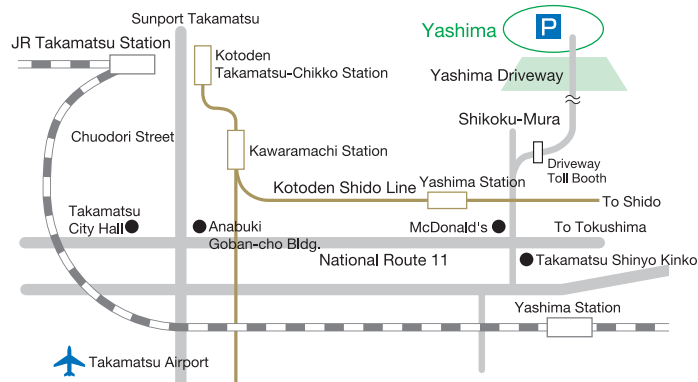
## Senyotei & Gallery Accostage

Senyotei values the Sanuki warmth of spirit in its shop design to give visitors a visual, auditory, and sensory experience. The purpose of Gallery Accostage is one of creating a space and it is so soothing one could easily spend all day here.

In the Japanese room (Shoin style) that is part of the gallery, one can view a six-panel folding screen (Kano school style) painted 400 years ago with gold and silver depicting the Gempei War, the last battle of which was fought in Yashima in 1185.



### Transport Access



### Directions

From JR Takamatsu Station	Approx. 25 min. by car
From JR Yashima Station	Approx. 10 min. by car
From Kotoden Yashima Station	Approx. 10 min. by car
From Takamatsu-chuo IC	Approx. 25 min. by car
From Takamatsu Airport	Approx. 50 min. by car

Shuttle bus runs from JR Yashima Station and Kotoden Yashima Station

Approx. 3 min. on foot from Yashima Sanjo parking lot immediately after passing through Yashimaji Temple

<b>Gallery Hours</b>	10:00 a.m. to 4:00 p.m. (winter)
	10:00 a.m. to 5:00 p.m. (summer)

Note: Doors close one hour before closing time

<b>Holidays Admission</b>	Open every day in season
	Free

## Senyotei & Gallery Accostage

1803-2 Yashima-higashi-machi,  
Takamatsu, Kagawa Prefecture 761-0011  
<http://www.senyotei.co.jp/accostage>  
[info@senyotei.co.jp](mailto:info@senyotei.co.jp)

TEL 087-841-1166/841-8200  
FAX 087-841-9319

Aji · Mure · Yashima

ART VILLAGE

扇蒼亭  
SENYOTEI

GALLERY  
Accostage



Illustration by: Buichiro Ookawa

Mt. Yashima TAKAMATSU



# Creating the Space

This healing atelier is designed as a traditional Japanese house, allowing in plenty of natural light.

The garden features an open terrace from which to appreciate the colors of the seasons and spend a peaceful time,

letting the day's troubles melt away.

Concerts are sometimes held here in between exhibitions by both Japanese and international artists.

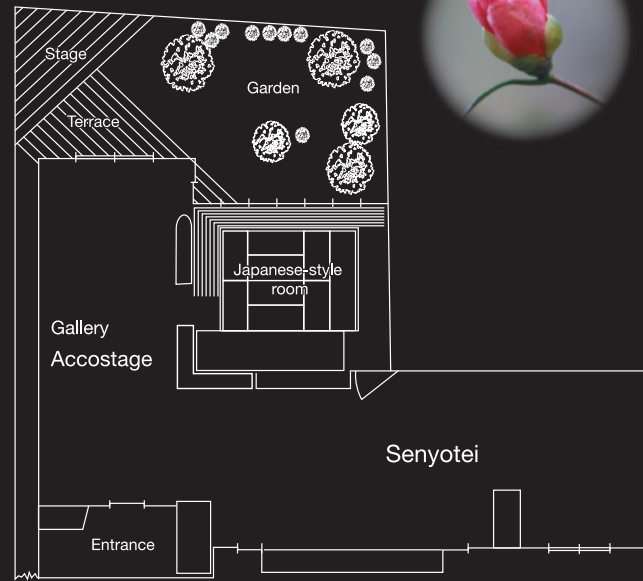


# Sanuki Warmth

Many traditional crafts are on display, such as sanukite, with its soothing timbre, and soap bubble-like silk *temari*.



# Healing the Heart



- Exhibition floor space      Approx. 100 m<sup>2</sup>
- Exhibition wall space      Approx. 40 m<sup>2</sup>
- Shoin-style Japanese room      10 tatami mats
- Terrace, wood deck      Approx. 25 m<sup>2</sup>
- Garden      Approx. 50 m<sup>2</sup>



**Sanukite** Sanukite is a rare volcanic stone with a pure resonance originating in the Sanuki region that was formed 13.5 million years ago. Enjoy individual rocks, wind chimes and xylophone-like instruments made from this stone.